



5 Click on the **Paste** command from the **Clipboard** group.



Copy and Paste



Cut and Paste

Byte Hint

- Shortcut keys to copy a part of the drawing are **Ctrl + C**.
- Shortcut keys to paste the drawing are **Ctrl + V**.
- Shortcut keys to cut a part of the drawing are **Ctrl + X**.

REFRESH

- Select command is used to select a drawing or a part of a drawing.
- Flip command is used to get the mirror image of a drawing.
- Rotate command is used to rotate the drawing in different angles.
- Zoom tool is used to get the closer and bigger view or to reduce the view of the drawing.
- Copy and Paste commands give the duplicate image of a drawing.
- Cut and Paste commands delete the image from its original place and paste it to another place.

TECH READY

Tick (✓) the correct option.

1. To get the mirror image of a drawing, we use Flip command.

(i) Cut

☐

(ii) Zoom

☐

(iii) Flip

☒

(iv) None of these

☐

2. Which tool gives a closer and bigger look of an image?

(i) Crop ☐

(ii) Flip ☐

(iii) Zoom ☒

(iv) Rotate ☐

3. Which command is used to select a drawing or a part of a drawing?

(i) Select ☒

(ii) Flip ☐

(iii) Crop ☐

(iv) Copy ☐

4. Paste command is a part of the clipboard group.

(i) Image ☐

(ii) Colors ☐

(iii) Clipboard ☒

(iv) None of these ☐

B. State whether these statements are true or false.

1. Paint is a program used to draw and colour the pictures.

T

2. Copy and Paste commands give the duplicate image of the drawing.

T

3. Select command is present under View tab.

F

4. Rectangular selection is used to select the drawing in irregular form as per need.

F

C. Answer the following questions:

1. What is the use of Zoom out command?

Zoom out command is used to reduce the view of the image.

2. What is the use of Rotate command?

Rotate command is used to rotate the drawing in different angles.

3. What is the use of cut/paste command?

Cut/paste command is used to delete the image from its original place and paste it to another place.

4. Write the names of two options to flip a drawing in Paint.

Flip horizontal


Flip vertical


TECH TWISTER





Information Literacy
Technology Literacy


Look at the icons and write their names.


1.  Cut

2.  Zoom in

3.  Zoom out

4.  Copy

5.  Rotate



6.  Free form selection

BYTE TASK



Creativity

A. Draw and colour the given pictures in Paint:



B. Use different tools to perform the given tasks on these images.

- Rotate the images.
- Flip the images horizontally.

SDG Activity

Discuss with your friends or family one way to keep the Earth healthy, like recycling, saving water, or planting more trees. Use Paint to create a picture of that idea.

13 CLIMATE ACTION



TECH VALUE



Leadership & Responsibility

Always save your file with your name in the computer lab.

More on Paint

